

Connekt Smart Diffuser 2M



Installation and User Manual



Description

Connekt Smart Diffuser 2M is a part of the **Connekt Smart Modular System 2M**. Other components are sold separately. This **Smart Diffuser** is compatible with **Connekt Smart Frame 2M**. It provides programmable ambient lighting and status indication to the **Connekt Modular Smart System 2M**. This **Smart Diffuser** is an optional component of the system.

NOTE: This **Smart Diffuser** is not compatible with the Connekt **Regular** System!

NOTE: All components of the selected system should be fully assembled before use. Refer to the individual installation and user manuals for each component for more information.

NOTE: For additional instructions, resources and support visit the website at this link:
https://connektworld.com/2M_diffuser

Contents of the box

1 x Connekt Diffuser 2M
 2 x Screws 3,5x22mm
 1 x User Manual

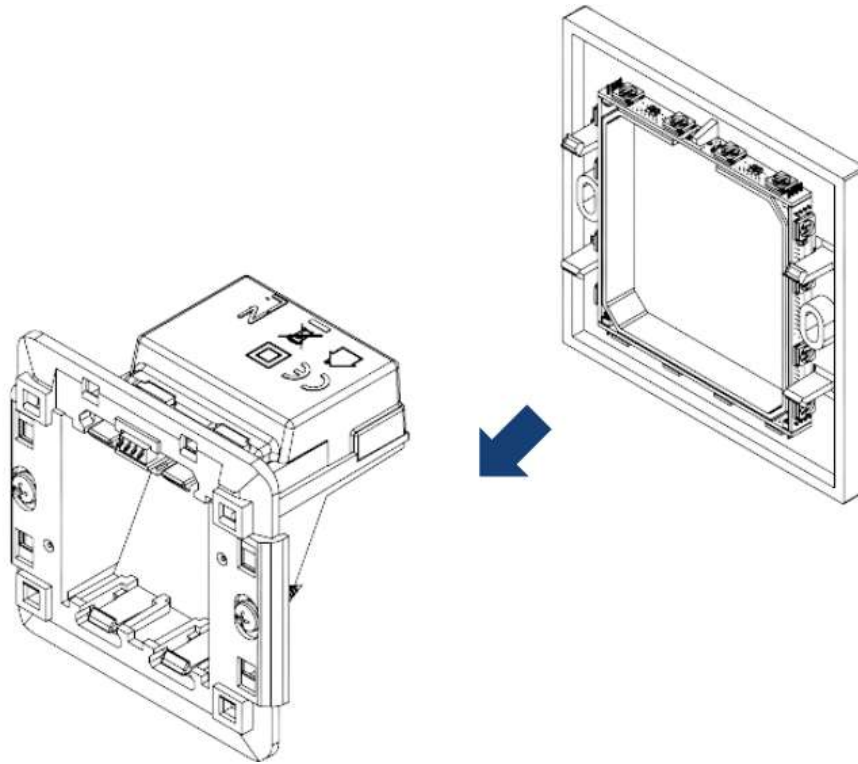
Technical Specification

Product name	Connekt Smart Diffuser 2M
Dimensions	86mm x 86mm x 6.5mm
Operating temperature range	0 – 40 °C
Operating relative humidity range	20 – 60 RH %
Ingress protection rating	IP21

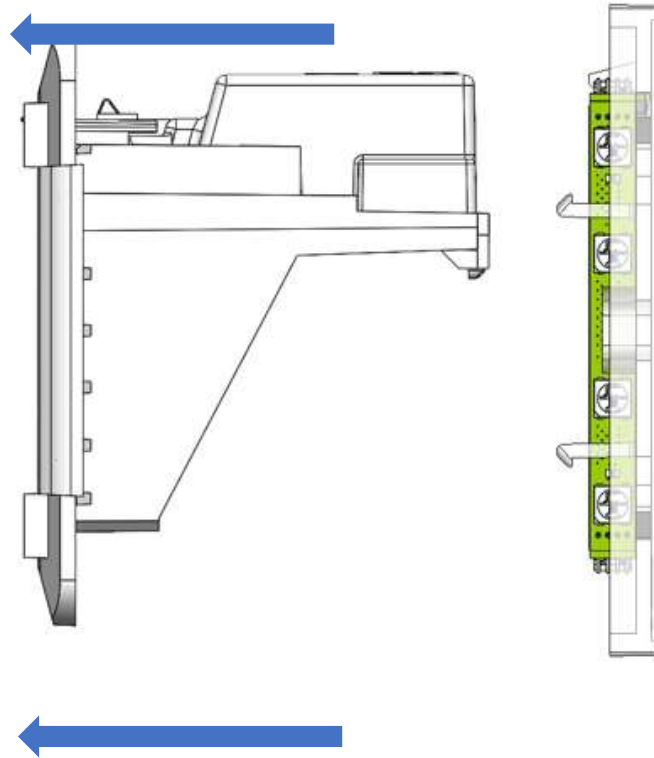
Additional components required

- **Connekt Smart Frame 2M**
- **Connekt Wallbox 2M** for your wall type
- **Connekt Smart Touch Cover 2M**
- Personalized selection of **Smart** or **Regular** modules

Installation instructions



1. Before the following steps, assure the orientation of the **Connekt Smart Diffuser 2M** matches the orientation of the **Connekt Smart Frame 2M**. The connector on the **Diffuser** should match the position of the connector on the Frame, both facing upwards.



2. Attach this **Connekt Smart Diffuser 2M** to the **Connekt Smart Frame 2M** sliding it from the back side of the frame as shown above, minding the proper orientation.

3. Make sure the four dedicated locking tabs snap correctly into place to ensure proper attachment and operation.

Safety precautions

Every person intending to install and/or use must read and understand the User and Installation Instructions before any work with the device.

Awareness and understanding of the content of these instructions are essential to protect staff from any danger, prevent malfunctions and ensure safe and proper operation.

You must pay attention to all icons, signs, and labels related to the device.

The parts of Connekt Smart Modular System should not be installed, moved, disassembled, modified, or repaired by the end user.

All work described in these instructions may only be carried out by qualified, authorized personnel. Handling the device in the intended and proper way requires compliance with all instructions and information given in these User and Installation Instructions (especially safety-related instructions).

Safety Notes

- The device should be installed in accordance with regional regulations.
- Do not attempt to open, service, or repair the device yourself. Leave all service work to qualified and authorized professionals.
- Take care not to touch or otherwise damage exposed electronic components and connectors during the installation process to avoid causing malfunctions of the device.
- In case the device becomes visibly damaged, immediately stop using it.
- The device is intended for indoor use only.
- Use the device only for its intended purpose.
- Use the device only with compatible parts as specified in this manual.
- Protect the device from dirt and moisture and use it only in a dry environment.
- Do not expose the device to impacts or excessive force.

Disclaimer and Warranty Waiver

Neither Gelco Electronics Pvt. Ltd. nor Elproms Team j.d.o.o. assume any liability for damages resulting from incorrect installation or assembly, improper use of the product, or failure to comply with the instructions for use and/or safety notes.

Information about recycling

Disposal: After the implementation of the European Directives 2012/19/EU and 2006/66/EU in the national legal system, the following applies: Electrical and electronic devices, as well as batteries, must not be disposed of with household waste. Consumers are legally obliged to return electrical and electronic devices, as well as batteries, to public collection points or sales outlets at the end of their useful life. Details on this are defined by the national laws of the respective country. This symbol on the product, user manual, or packaging indicates that the product is subject to these regulations. By recycling, reusing materials, or using old devices/batteries in other ways, you are making an important contribution to protecting our environment.



Declaration of Conformity

Product: *Connekt Smart Diffuser 2M*

Manufacturer:

Gelco Electronics Pvt. Ltd.
Block No. 142, Khatraj Kadi Road, Karoli
Tal: Kalol, Dist: Gandhinagar – 382721
Gujarat, India
Contact: exports@gelco-world.com

Importer:

Elproms Team j.d.o.o.
Vladka Mačeka 5
10430 Samobor
Croatia

We, Elproms Team j.d.o.o. hereby declare that the product named **Connekt Smart Diffuser 2M** complies with all relevant provisions of the applicable European Directives and Standards. This Declaration of Conformity is issued in accordance with the requirements of the European Union.

The **Connekt Smart Diffuser 2M** has been designed and manufactured to comply with the following European Directives as a part of the **Connekt Smart Modular System 2M**:

- Low Voltage Directive (2014/35/EU)
- Electromagnetic Compatibility Directive (2014/30/EU)
- Radio Equipment Directive (2014/53/EU)
- Restriction of Hazardous Substances (2015/863/EU)
- Waste from Electrical and Electronic Equipment (2012/19/EU)

CE Certification: The **Connekt Smart Diffuser 2M** has obtained the necessary CE certifications from accredited third-party testing laboratories. The following CE markings are affixed to the product:




This Declaration of Conformity is issued under the sole responsibility of Elproms Team j.d.o.o. and remains valid as long as no significant changes are made to the product or its intended use. Any modifications or alterations to the product without our prior approval may void this Declaration of Conformity.

For more information about the declaration of conformity and accompanying documents please contact: info@elproms.com

Signed for and on behalf of:	Elproms Team j.d.o.o.
Place of Issue:	Samobor
Date of Issue:	1 st June 2023
Name:	Nedeljko Štefanić
Position:	Operation Director

Signature:

A handwritten signature in blue ink, appearing to read 'N. Štefanić', with a horizontal line above it.